

PBXware 5.3.5 CHANGELOG

wiki.bicomsystems.com

bicom
SYSTEMS



Table of Contents

FEATURES

3

Caller ID List

3

Access Codes

4

Trunks

4

Operation Times

5

Other Networks

5

Email to Fax

6

Updates

7

Support for Cisco 8865

8

Support for Yealink W80B

8

Support for Cisco SPA514G

8

Support for Poly

9


Bug Fixes & Improvements

10

FEATURES











Caller ID List: A new page with a list of all extensions and assigned Caller IDs and Emergency Caller IDs

New section Caller ID List has been added. In this section, users can see all extensions, along with the values from Enhanced Services/Caller ID for each extension individually. This way it is possible to check which extension does not have Caller ID or an Emergency Caller ID set in one place, instead of checking the Enhanced Services of each extension individually.

 CSV Download

Search

Search by Extension Name or Number

Extension Number ▲ ▼	Extension Name ▲ ▼	System/Network Caller ID	Emergency Caller ID	Trunk Caller IDs
100	MASTER EXT	-	-	
101	Frank Henderson	101 - Frank	222999101	
102	Brandon Cromwell	102 - Brandon	222999102	
107	William Mattos	107 - William	222999107	
108	Jane Doe	108 - Jane	222999108	
109	Charlotte Johnson	109 - Charlotte	222999109	
110	John Doe	110 - John	222999110	
111	Kevin Lavery	111 - Kevin	222999111	
113	Brian M. Lussier	113 - Brian	222999113	
115	Sam J. Bassler	115 - Sam	222999115	



◀ previous

Page 1 of 1

next ▶

Access Codes: Added Access Code / BLF *405 to toggle *402/*403

In addition to existing *404 Access Code to Close/Open system Operation Times, a new option has been created. One can dial *405 or set the phone's BLF button to Close/Reset system operation times. The difference is that *405 will reset Operation Times to predefined values, instead of leaving system Operation Times open.

Operation Times BLFs	
Open/Close:	<input type="text" value="*404"/> 
Close/Reset:	<input type="text" value="*405"/> 


Trunks: Add 'Check for Additional Headers' Option




Some trunk providers can send incoming INVITEs with additional headers containing some custom strings. When a call enters PBXware and the call flow results in a call being routed outside of PBXware again, it is possible to preserve that custom header with the same value, if a provider has that requirement.

Check for Additional Headers:

Operation Times: CSV Upload/Download

Users can now download/upload their CSVs wherever Operation Times is found. It can be used to manually edit Operation Times data, or to easily copy the same Operation Times settings to a different location.

Operation Times 

 CSV Upload  CSV Download  Download CSV Template

Current date: 21 Nov 2019 09:23 UTC

Other Networks: Allow multiple ways of matching numbers

Other Networks is more user-friendly now. Previously one could only use the regular expression as a value, whereas the 'Match Type' has been added and one can now choose between Range, Begins With and Regex.

Other Network

Name:

✓

Prefix:

✓

Strip Prefix:

☒

Match Type:

Range

✓

Match:

Range

Hidden Prefix:

Begin With

Regex:

Regex

Trunk:

Please select ...

✓

✓ Save

← Other networks

Email to Fax: Add E-mail Whitelist option

A whitelist option has been added to limit which addresses or domains are allowed to send faxes via the Email to Fax service. E-mails from addresses or domains that are not on the list will be ignored.

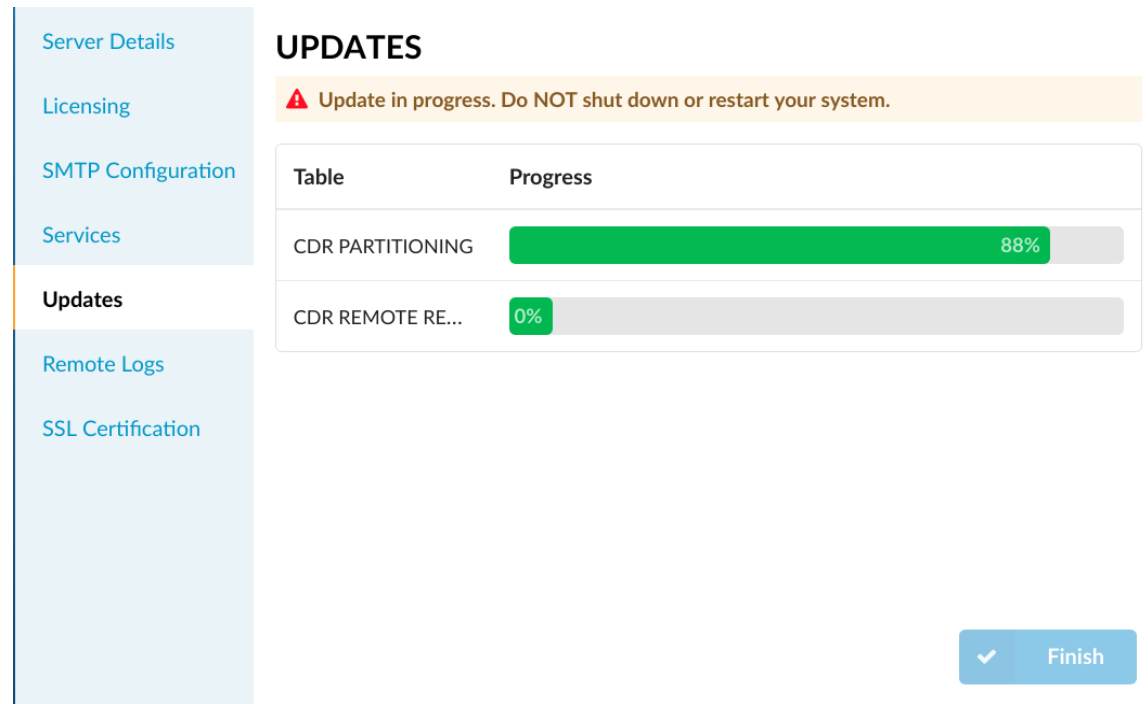
E-mails Whitelist

Allow All ☐

E-mail Address/Domain

Updates: Progress bar added

Sometimes, an update requires background modifications that require a lot of time and those modifications were not visible in the GUI previously. Now, a progress bar has been added in the Setup Wizard Updates page where the current progress of the modifications is visible.




The screenshot shows the 'UPDATES' section of the Setup Wizard. A warning message at the top states: 'Update in progress. Do NOT shut down or restart your system.' Below this is a table with two columns: 'Table' and 'Progress'.

Table	Progress
CDR PARTITIONING	88%
CDR REMOTE RE...	0%

A 'Finish' button with a checkmark icon is located at the bottom right of the updates section.

Also, a warning message has been added in the PBXware GUI indicating that an update is in progress.



A warning message box with an information icon on the left and a close icon on the right. The text inside reads: 'System update is in progress. Click [here](#) for more information.'

Added support for Cisco 8865



Added support for Cisco SPA514G



Added support for Yealink W80B



Added support for Poly VVX150 OBi



Added support for Poly VVX250 OBi



Added support for Poly VVX350 OBi



Added support for Poly VVX450 OBi



Bug Fixes & Improvements

- › Access Codes: Added Access Code *405 to toggle *402/*403
- › Action Logs: Fix page info missing for OSC recording actions
- › API: Allow codecs G.722 and Opus when adding an extension
- › Archiving Storage: Add clir fields for remote recordings page
- › Auto Provisioning: Additional fixes for Polycom OBi Edition firmware
- › Auto Provisioning: Added support for Polycom OBi edition firmware
- › Auto Provisioning: Added DND softkey for Sangoma phones
- › Auto Provisioning: Added opus to the codec list for Yealink devices
- › Auto Provisioning: Added sip notify event for Fanvil devices
- › Auto Provisioning: Added support for Polycom VVX 601
- › Auto Provisioning: Added switch button for Yealink EXP20 expansion module
- › Auto Provisioning: Enable RTP Encryption when TLS is in use
- › Auto Provisioning: Fix for default provider name on Gigaset phones
- › Auto Provisioning: Fixed AutoDNS setting on Fanvil phones
- › Auto Provisioning: Fixed BLF Cleanup issues on Grandstream GXP1782 and GXP2170
- › Auto Provisioning: Fixed BLF positioning with multiple lines on Yealink expansion module
- › Auto Provisioning: Fixed blind transfer issue on Mitel 6867i
- › Auto Provisioning: Fixed DHCP matching for all phones
- › Auto Provisioning: Fixed Hot Desking device matching for new Polycom OBi Edition phones
- › Auto Provisioning: Fixed remote directory and time/date issues on Sangoma phones
- › Auto Provisioning: Hot Desking support for Cisco 8865
- › Auto Provisioning: Improvement for Cisco Expansion modules
- › Call Statistics: Make statistics pages printable
- › CDR: Apply Time Zones on CSV Download correctly
- › Change table updates handling from altering to moving data in chunks

- › Conferences: Prevent creating additional CDRs when a user joins the conference
- › CRM: Added custom proprietary I to PBXware
- › CRM: Fixes for queue URL not working
- › DIDs: Fix MOH when recording is set to Yes
- › DIDs: Show tenant number on the Tenant field and make the field searchable
- › E-mail to Fax: Add option to select trunks
- › E-mail to Fax: Fix dates in reports when Time Zones are not used
- › E-mail validation: Change regex to allow nonstandard domains
- › Enhanced Services: Add missing Operation times Access Codes
- › Extensions: Fix JS errors when a User with only one Tenant privilege adds new extensions
- › Fix PHP errors when updating pbxware_devices and pbxware_devcfg tables
- › Increase DID Destination string size
- › Monitor: Run geoipupdate weekly
- › Notifications: Make License Expiry notification more visible
- › Operation Times: Disallow 'Time To' to be lower than 'Time From'
- › Pipedrive: Improved handling of the pipedrive responses
- › Queue callback: Fix for abandoned calls callback activating
- › Queue URL: return as part of GUI, and increase the size
- › Recordings: Try converting using sox if asterisk fails
- › Renamed table header data for IVR and Queue Statistics
- › Renamed warning message when resetting Inclusive Minutes
- › Servers: Inherit Default Codecs from Master Tenant when creating a new Tenant
- › Speakerphone Page: Fix issues with a large number of paged extensions
- › Talk Detection not working for dynamic conferences
- › Trunks: Set transport to TLS in config, force port, and encryption when TLS transport is selected
- › Voicemail Transcription: Check tenant options if a custom template is not used

CONTACT BICOM SYSTEMS TODAY

to find out more about our services

Bicom Systems (USA)

2719 Hollywood Blvd
B-128
Hollywood, Florida
33020-4821
United States

Tel: +1 (954) 278 8470
Tel: +1 (619) 760 7777
Fax: +1 (954) 278 8471

Bicom Systems (CAN)

Hilyard Place
B-125
Saint John, New Brunswick
E2K 1J5
Canada

Tel: +1 (647) 313 1515
Tel: +1 (506) 635 1135

Bicom Systems (FRA)

188 Route de Blessy
St. Quentin
Aire-sur-la-Lys
62120
France

Tel: +33 (0) 3 60 85 08 56

Bicom Systems (UK)

Unit 5 Rockware BC
5 Rockware Avenue
Greenford
UB6 0AA
United Kingdom

Tel: +44 (0) 20 33 99 88 00
Fax: +44 (0) 20 33 99 88 01

email: sales@bicomsystems.com

Follow us



© Copyright Bicom Systems 2019